

SUMMARY OF APPROPRIATIONS, ALLOTMENTS, OBLIGATIONS, DISBURSEMENTS AND BALANCES BY OBJECT OF EXPENDITURES
As of the Quarter Ending December 31, 2016

Department: _____
 Agency: _____
 Operating Unit: _____
 Organization Code (UACS): _____
 Funding Source Code (as clustered): _____
 (e.g. Old Fund Code: 101, 102, 151)


Office of the President
 National Housing Authority

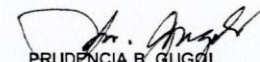
x	Current Year Appropriations
	Supplemental Appropriations
	Continuing Appropriations


Particulars	UACS CODE	Appropriations			Allotments			Current Year Obligations					Current Year Disbursements				Balances								
		Authorized Appropriation	Adjustments Transfer (To/From), Realignment	Adjusted Budgeted Revenue	Allotments Received	Adjustments (Withdrawals, Realignment)	Transfer To	Transfer From	Adjusted Total Allotments	1st Quarter Ending March 31	2nd Quarter Ending June 30	3rd Quarter Ending Sept 30	4th Quarter Ending Dec 31	Total	1st Quarter Ending March 31	2nd Quarter Ending June 30	3rd Quarter Ending Sept 30	4th Quarter Ending Dec 31	Total	Unreleased Appropriations	Unobligated Allotment	Unpaid Obligations (15-20) = (23+24)			
																						Due and Demandable	Not Yet Due and Demandable		
1	2	3	4	5=(3+4)	6	7	8	9	10=[(6+(-))7]-8+9]	11	12	13	14	15=(11+12+13+14)	16	17	18	19	20=(16+17+18+19)	21=(5-10)	22=10-15	23	24		
Current Year Budget (2016)																									
PROGRAM(s)																									
OPERATIONS																									
CAPITAL OUTLAY		31,402.049	-	31,402.049	13,283.946	308.400	-	-	13,592.346	-	7,478.742	-	4,972.132	12,450.874	-	74.919	148.700	712.783	936.402	17,809.703	1,141.472	-	-	-	
A. Resettlement Program		577.220	-	577.220	367.940	-	-	-	367.940	-	-	-	249.192	249.192	-	-	-	22.166	22.166	209.280	118.748	-	-	-	
B. Housing Assistance Program for Calamity Victims		118.212	-	118.212	118.212	-	-	-	118.212	-	-	-	118.200	118.200	-	-	-	-	-	-	0.012	-	-	-	
C. Housing Program for ISFs Living in Danger Areas in Metro Manila		5,042.377	-	5,042.377	3,010.617	308.400	-	-	3,319.017	-	2,732.280	-	8.424	2,740.704	-	74.919	-	259.696	334.615	1,723.360	578.313	-	-	-	
D. Typhoon Yolanda		25,601.000	-	25,601.000	9,787.177	-	-	-	9,787.177	-	4,746.462	-	4,596.316	9,342.778	-	-	148.700	430.921	579.621	15,813.823	444.399	-	-	-	
E. North Triangle (ALI)		63.240	-	63.240	-	-	-	-	-	-	-	-	-	-	-	-	-	-	63.240	-	-	-	-	-	

Certified Correct:

Approved by:


 WILMA D. HERNANDEZ
 Manager
 Financial Management Department


 PRUDENCIA B. GUGOL
 Manager
 Accounting Department


 MARCELINO P. ESCALADA, JR.
 General Manager

SUMMARY OF APPROPRIATIONS, ALLOTMENTS, OBLIGATIONS, DISBURSEMENTS AND BALANCES Y OBJECT OF EXPENDITURES
As of the Quarter Ending December 31, 2016

Department: _____
Agency: _____
Operating Unit: _____
Organization Code (UACS): _____
Funding Source Code (as clustered): _____
(e.g. Old Fund Code: 101, 102, 151)

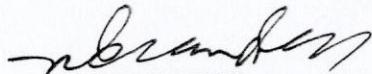
Office of the President
National Housing Authority


	Current Year Appropriations
	Supplemental Appropriations
X	Continuing Appropriations


Particulars	ACS CO	Appropriations			Allotments				Current Year Obligations					Current Year Disbursements				Balances						
		Authorized Appropriation	Adjustments Transfer (To/From), Realignment	Adjusted Budgeted Revenue	Allotments Received	Adjustments (Withdrawals, Realignment)	Transfer To	Transfer From	Adjusted Total Allotments	1st Quarter Ending March 31	2nd Quarter Ending June 30	3rd Quarter Ending Sept 30	4th Quarter Ending Dec 31	Total	1st Quarter Ending March 31	2nd Quarter Ending June 30	3rd Quarter Ending Sept 30	4th Quarter Ending Dec 31	Total	Unreleased Appropriations	Unobligated Allotment	Unpaid Obligations (15-20) = (23+24)		
		3	4	5=(3+4)	6	7	8	9	10=[(6+(-)7)+8+9]	11	12	13	14	15=[(11+12+13+14)]	16	17	18	19	20=[(16+17+18+19)]	21=(5-10)	22=10-15	23	24	
Prior Year's Budget (Continuing Appropriations) CY 2015 Unobligated Allotment PROGRAM(s)																								
CAPITAL OUTLAY					8,351,327	662,097	1,076,468	1,139,251	9,094,207	2,269,338	2,651,773	(284,031)	(62,559)	4,574,521	118,010	502,354	(16,380)	322,168	926,152	-	4,519,686	-	-	
A. Resettlement Program					249,971	(12,000)	24,228	24,228	237,971	99,970	49,910	11,629	0,307	161,816	-	4,657	3,438	14,654	22,749	-	76,155	-	-	
B. Housing Program for Informal Settler Families Residing Along Danger Areas in Metro Manila					1,178,660	-	-	-	1,178,660	904,913	159,370	-	(17,445)	1,046,838	-	107,781	-	63,007	170,788	-	131,822	-	-	
C. AFP/PNP/BFP/BJMP/BuCOR Housing Program					4,041,701	754,880	-	-	4,796,581	568,573	497,770	(280,936)	(91,982)	493,425	78,453	108,000	(52,578)	122,661	256,536	-	4,103,156	-	-	
D. Housing Assistance Program for Calamity Victims					393,479	(60,783)	4,350	67,133	393,479	279,993	21,750	(14,724)	9,600	296,619	39,557	49,353	-	9,785	98,695	-	96,860	-	-	
E. Typhoon Yolanda					2,338,428	0,000	1,047,890	1,047,890	2,338,428	396,400	1,922,973	-	-	2,319,373	-	232,563	32,760	112,061	377,384	-	19,055	-	-	
F. Reconstruction and Rehabilitation Program Fund					91,221	-	-	-	91,221	19,489	-	-	9,710	29,199	-	-	-	-	-	-	62,022	-	-	
G. Settlements Upgrading					57,867	-	-	-	57,867	-	-	-	27,251	27,251	-	-	-	-	-	-	30,616	-	-	

Certified Correct:

Approved by:


WILMA D. HERNANDEZ
Manager
Financial Management Department


PRUDENCIA B. GUGOL
Manager
Accounting Department


MARCELINO P. ESCALADA, JR.
General Manager