

STATEMENT OF APPROPRIATIONS, ALLOTMENTS, OBLIGATIONS, DISBURSEMENTS AND BALANCES  
As of the Quarter Ending December 31, 2015

Department:  
Agency:  
Funding Unit:  
Organization Code (UACS):  
Funding Source Code (as clustered):

Office of the President  
National Housing Authority

(e.g. Old Fund Code: 101, 102, 151)


Current Year Appropriations  
Supplemental Appropriations  
Continuing Appropriations

Particulars	UACS CODE	Appropriations			Allotments					Current Year Obligations					Current Year Disbursements					Balances					
		Authorized Appropriation	Adjustments Transfer (To/From, Realignment)	Adjusted Budgeted Revenue	Allotments Received	Adjustments (Withdrawals, Realignment)	Transfer To	Transfer From	Adjusted Total Allotments	1st Quarter Ending March 31	2nd Quarter Ending June 30	3rd Quarter Ending Sept 30	4th Quarter Ending Dec 31	Total	1st Quarter Ending March 31	2nd Quarter Ending June 30	3rd Quarter Ending Sept 30	4th Quarter Ending Dec 31	Total	Unreleased Appropriations	Unobligated Allotment	Unpaid Obligations (1520) = (23+24)			
		2	3	4	5=(3-4)	6	7	8	9	10=(6+-(7)-8-9)	11	12	13	14	15=(11+12+13+14)	16	17	18	19	20=(16+17+18-19)	21=(6-10)	22=16-15	23	24	
Current Year's Budget (Continuing Appropriations)																									
2014 Unobligated Allotment																									
PROGRAM(s)																									
CAPITAL OUTLAY																									
A. Resettlement Program					7,996,604				7,996,604	1,284,639	291,305	1,791,882	375,370	3,753,196		70,312	285,844	801,117	1,157,273		4,243,408	2,595,123	2,595,923		
B. Slum Upgrading (PP)					123,607				123,607	11,272	99,069	7,893	5,370	123,604		9,665	4,161	40,726	54,552		0,003	69,352	69,052		
C. AFP/PPNP/BFP/BJMP/BuCOR Housing Program					117,748				117,748		0,183	59,698		59,881				30,119	30,119		57,847	29,762	29,762		
D. Permanent Housing Units for Victims of Typhoon Yolanda					5,606,079				5,606,079	368,104		1,023,375	272,900	1,664,379			56,740	150,550	207,290		3,941,700	1,457,089	1,457,089		
E. Rehabilitation and Reconstruction Program Fund					1,201,417				1,201,417	896,587	130,313			1,026,900		60,647	62,995	235,502	359,144		174,517	667,756	667,756		
F. Permanent Housing Units for Victims of Typhoon Pablo					69,740				69,740		69,740			69,740			11,990		11,990		69,321	87,164	87,164		
G. Housing Program for ISFs Living in Danger Areas in Metro Manila					699,913				699,913			699,913		699,913			149,958	322,605	472,563			227,350	227,350		


Certified Correct:

  
WILMA D. HERNANDEZ  
Manager  
Financial Management Department

Certified Correct:

  
PRECENCIA B. JUGOL  
Manager  
Accounting Department

Approved by:

  
ATTY. SINFOROSO PAGUNSAN  
General Manager


STATEMENT OF APPROPRIATIONS, ALLOTMENTS, OBLIGATIONS, DISBURSEMENTS AND BALANCES  
As of the Quarter Ending December 31, 2015


Department: \_\_\_\_\_  
 Agency: Office of the President  
 Operating Unit: National Housing Authority  
 Organization Code (UACS): \_\_\_\_\_  
 Funding Source Code (as clustered): \_\_\_\_\_  
 (e.g. Old Fund Code: 101, 102, 151)

x	Current Year Appropriations
	Supplemental Appropriations
	Continuing Appropriations

Particulars	UACS CODE	Appropriations			Allotments					Current Year Obligations					Current Year Disbursements					Balances					
		Authorized Appropriation	Adjustments Transfer (To/From, Realignment)	Adjusted Budgeted Revenue	Allotments Received	Adjustments (Withdrawals, Realignment)	Transfer To	Transfer From	Adjusted Total Allotments	1st Quarter Ending March 31	2nd Quarter Ending June 30	3rd Quarter Ending Sept 30	4th Quarter Ending Dec 31	Total	1st Quarter Ending March 31	2nd Quarter Ending June 30	3rd Quarter Ending Sept 30	4th Quarter Ending Dec 31	Total	Unreleased Appropriations	Unobligated Allotment	Unpaid Obligations* (15-20) = (23+24)			
																						Due and Demandable	Not Yet Due and Demandable		
1	2	3	4	5=(3+4)	6	7	8	9	10=[(6+7)-8+9]	11	12	13	14	15=[11+12+13+14]	16	17	18	19	20=[16+17+18+19]	21=(5-10)	22=10-15	23	24		
Current Year Budget (2015)																									
PROGRAM(s)																									
OPERATIONS																									
CAPITAL OUTLAY		26,296,208	-	26,296,208	26,296,208	-	-	-	26,296,208	-	806,781	1,992,814	19,226,178	22,025,773	-	790,421	841,381	979,658	2,611,460	-	4,270,435	19,414,313	19,414,313		
A. Resettlement Program		627,220	-	627,220	627,220	-	-	-	627,220	-	57,800	187,163	144,289	389,252	-	-	3,378	51,126	54,504	-	237,948	334,748	334,748		
B. Housing Assistance Program for Calamity Victims		270,949	-	270,949	270,949	-	-	-	270,949	-	23,981	21,445	147,116	192,542	-	14,250	11,985	17,726	43,961	-	78,407	148,581	148,581		
C. Housing Program for ISFs Living in Danger Areas in Metro Manila		3,959,801	-	3,959,801	3,959,801	-	-	-	3,959,801	-	725,000	490,606	1,565,535	2,781,141	-	316,500	312,464	420,587	1,129,553	-	1,178,440	1,651,588	1,651,588		
D. NDRRMF (Typhoon Yolanda)		19,669,018	-	19,669,018	19,669,018	-	-	-	19,669,018	-	-	-	17,330,590	17,330,590	-	459,671	433,552	429,742	1,322,985	-	2,338,428	16,007,605	16,007,605		
E. AFP/PNP/BFP/BJNP/BuCOR Housing Program		100,000	-	100,000	100,000	-	-	-	100,000	-	-	-	-	-	-	-	-	-	-	-	100,000	-	-	-	
F. Reconstruction and Rehabilitation Program		1,321,900	-	1,321,900	1,321,900	-	-	-	1,321,900	-	1,293,600	6,400	-	1,300,000	-	-	-	56,861	56,861	-	21,900	1,243,139	1,243,139		
G. Zamboanga Conflict		347,320	-	347,320	347,320	-	-	-	347,320	-	-	-	32,248	32,248	-	-	-	3,596	3,596	-	315,072	28,652	28,652		

Certified Correct:  
  
 WILMA D. HERNANDEZ  
 Manager  
 Financial Management Department

Certified Correct:  
  
 PRUDENCIA B. SUGOL  
 Manager  
 Accounting Department

Approved by:  
  
 ATTY. SINFROSINO R. PAGUNSAN  
 General Manager