

SUMMARY OF APPROPRIATIONS, ALLOTMENTS, OBLIGATIONS, DISBURSEMENTS AND BALANCES BY OBJECT OF EXPENDITURES
As of the Quarter Ending March 31, 2017

Department: _____
Agency: _____
Operating Unit: _____
Organization Code (UACS): _____
Funding Source Code (as clustered): _____
(e.g. Old Fund Code: 101, 102, 151)


Office of the President
National Housing Authority


1	Current Year Appropriations
	Supplemental Appropriations
	Continuing Appropriations

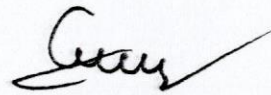
Particulars	UACS CODE	Appropriations			Allotments					Current Year Obligations					Current Year Disbursements					Balances				
		Authorized Appropriation	Adjustments Transfer (To/From), Reassignment	Adjusted Budgeted Revenue	Allotments Received	Adjustments (Withdrawals, Reassignment)	Transfer To	Transfer From	Adjusted Total Allotments	1st Quarter Ending March 31	2nd Quarter Ending June 30	3rd Quarter Ending Sept 30	4th Quarter Ending Dec 31	Total	1st Quarter Ending March 31	2nd Quarter Ending June 30	3rd Quarter Ending Sept 30	4th Quarter Ending Dec 31	Total	Unreleased Appropriations	Unobligated Allotment	Unpaid Obligations (15-26) = (23+24)		
		3	4	5=(3-4)	6	7	8	9	10=[(6+7)+8-9]	11	12	13	14	15=(11+12+13+14)	16	17	18	19	20=(16+17+18+19)	21=(5-10)	22=10-15	23	24	
Current Year Budget (2017)																								
PROGRAM(s)																								
OPERATIONS																								
CAPITAL OUTLAY		30,432,211	-	30,432,211	-	-	-	-	-	-	-	-	-	-	-	-	-	-	-	-	30,432,211	-	-	-
A. Resettlement Program		836,500	-	836,500	-	-	-	-	-	-	-	-	-	-	-	-	-	-	-	-	836,500	-	-	-
B. Housing Program for ISFs Living In Danger Areas in Metro Manila		1,723,340	-	1,723,340	-	-	-	-	-	-	-	-	-	-	-	-	-	-	-	-	1,723,340	-	-	-
C. Resettlement Program for ISFs Affected by the Supreme Court's Mandamus to Clean-up the Manila Bay Area		8,754,155	-	8,754,155	-	-	-	-	-	-	-	-	-	-	-	-	-	-	-	-	8,754,155	-	-	-
D. Typhoon Yolanda		15,885,823	-	15,885,823	-	-	-	-	-	-	-	-	-	-	-	-	-	-	-	-	15,885,823	-	-	-
E. Construction of Low Rise Buildings		652,791	-	652,791	-	-	-	-	-	-	-	-	-	-	-	-	-	-	-	-	652,791	-	-	-
F. HAPCV- Community Facilities for Typhoon Yolanda		1,300,000	-	1,300,000	-	-	-	-	-	-	-	-	-	-	-	-	-	-	-	-	1,300,000	-	-	-
G. Construction of Community Facilities for Existing Relocation Sites		1,149,982	-	1,149,982	-	-	-	-	-	-	-	-	-	-	-	-	-	-	-	-	1,149,982	-	-	-
H. Relocation Assistance		129,600	-	129,600	-	-	-	-	-	-	-	-	-	-	-	-	-	-	-	-	129,600	-	-	-

Certified Correct:

Approved by:


WILMA D. HERNANDEZ
Manager
Financial Management Department


PRUDENCIA B. GUGOL
Manager
Accounting Department


MARCELINO P. ESCALADA, JR.
General Manager

SUMMARY OF APPROPRIATIONS, ALLOTMENTS, OBLIGATIONS, DISBURSEMENTS AND BALANCES Y OBJECT OF EXPENDITURES
As of the Quarter Ending March 31, 2017


Department: _____
 Agency: Office of the President
 Operating Unit: National Housing Authority
 Organization Code (UACS): _____
 Funding Source Code (as clustered): _____
 (e.g. Old Fund Code: 101, 102, 151)


	Current Year Appropriations
	Supplemental Appropriations
X	Continuing Appropriations

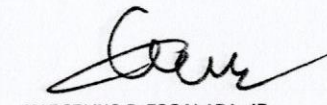
Particulars	UACS CODE	Appropriations				Allotments		Current Year Obligations					Current Year Disbursements				Balances						
		Authorized Appropriation	Adjustments Transfer (To/From), Realignment	Adjusted Budgeted Revenue	Allotments Received	Adjustments (Withdrawals, Realignment)	Transfer To	Transfer From	Adjusted Total Allotments	1st Quarter Ending March 31	2nd Quarter Ending June 30	3rd Quarter Ending Sept 30	4th Quarter Ending Dec 31	Total	1st Quarter Ending March 31	2nd Quarter Ending June 30	3rd Quarter Ending Sept 30	4th Quarter Ending Dec 31	Total	Unreleased Appropriations	Unobligated Allotment	Unpaid Obligations (15-20) = (23+24)	
1	2	3	4	5=(3+4)	6	7	8	9	10=[(6+)-(7)-8+9]	11	12	13	14	15=[(11+12+13+14)]	16	17	18	19	20=[(16+17+18+19)]	21=(5-10)	22=10-15	23	24
Prior Year's Budget (Continuing Appropriations)																							
CY 2016 Unobligated Allotment																							
PROGRAM(s)																							
CAPITAL OUTLAY					10,197,408				10,197,408	572,010				572,010	95,927				95,927		9,625,598		
A. Resettlement Program					1,176,538				1,176,538	104,740				104,740	5,468				5,468		1,071,798		
B. Housing Program for Informal Settler Families Residing Along Danger Areas in Metro Manila					1,876,986				1,876,986	174,219				174,219	65,933				65,933		1,702,747		
C. AFP/PNP/BFP/BJMP/BuCOR Housing Program					4,680,263				4,680,263	10,785				10,785							4,669,478		
D. Housing Assistance Program for Calamity Victims					126,769				126,769	12,180				12,180	12,180				12,180		114,589		
E. Typhoon Yolanda					1,680,769				1,680,769	210,858				210,858	6,509				6,509		1,469,911		
F. Typhoon Pablo					32,174				32,174	11,922				11,922							20,254		
G. Typhoon Nona					276,138				276,138												276,138		
H. Zamboanga Conflict					148,928				148,928	40,517				40,517	5,837				5,837		108,411		
I. Reconstruction and Rehabilitation Program Fund					156,847				156,847	5,594				5,594							151,253		
J. Settlements Upgrading					42,194				42,194	1,195				1,195							40,999		

Certified Correct:

Approved by:


 WILMA D. HERNANDEZ
 Q. Manager
 Financial Management Department


 PRUDENCIA B. GUGOL
 Manager
 Accounting Department


 MARCELINO P. ESCALADA, JR.
 General Manager