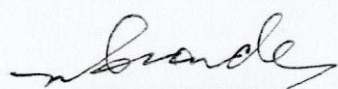


SUMMARY OF APPROVED BUDGET, UTILIZATIONS, DISBURSEMENTS AND BALANCES BY OBJECT OF EXPENDITURES
As of the Quarter Ending March 31, 2017


Department: _____
 Agency: _____
 Operating Unit: _____
 Organization Code (UACS): _____
 Funding Source Code (as clustered): _____
 (e.g. Old Fund Code: 101, 102, 151)

Office of the President
 National Housing Authority

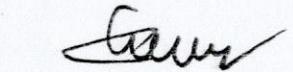
Particulars	UACS CODE	Approved Budget			Budget Utilization					Disbursements				Balances				
		Approved Budgeted Revenue	Adjustments (Additions, Reductions, Realignment)	Adjusted Budgeted Revenue	1st Quarter Ending March 31	2nd Quarter Ending June 30	3rd Quarter Ending Sept 30	4th Quarter Ending Dec 31	Total	1st Quarter Ending March 31	2nd Quarter Ending June 30	3rd Quarter Ending Sept 30	4th Quarter Ending Dec 31	Total	Unutilized Budget	Accounts Payable	Unpaid Utilizations (16-15) = (17+18)	
																	Due and Demandable	Not Yet Due and Demandable
1	2	3	4	5=(3+4)	6	7	8	9	10=(6+7+8+9)	11	12	13	14	15=(11+12+13+14)	16=(5-10)	17=(10-15)	18	19
GRAND TOTAL		40,629.819	-	40,629.819	572.010	-	-	-	572.010	95.927	-	-	-	95.927	40,057.809	476.083	-	-
Current Year Budget (2017)																		
PROGRAM(s)																		
OPERATIONS																		
CAPITAL OUTLAY																		
A. Resettlement Program		30,432.211	-	30,432.211	-	-	-	-	-	-	-	-	-	30,432.211	-	-	-	-
		836.500	-	836.500	-	-	-	-	-	-	-	-	-	836.500	-	-	-	-
B. Housing Program for ISFs Living in Danger Areas in Metro Manila		1,723.360	-	1,723.360	-	-	-	-	-	-	-	-	-	1,723.360	-	-	-	-
C. Resettlement Program for ISFs Affected by the Supreme Court's Mandamus to Clean-up the Manila Bay Area		8,754.155	-	8,754.155	-	-	-	-	-	-	-	-	-	8,754.155	-	-	-	-
D. Typhoon Yolanda		15,885.823	-	15,885.823	-	-	-	-	-	-	-	-	-	15,885.823	-	-	-	-
E. Construction of Low Rise Buildings		652.791	-	652.791	-	-	-	-	-	-	-	-	-	652.791	-	-	-	-
F. HAPCV-Community Facilities for Typhoon Yolanda		1,300.000	-	1,300.000	-	-	-	-	-	-	-	-	-	1,300.000	-	-	-	-
G. Construction of Community Facilities for Existing Relocation Sites		1,149.982	-	1,149.982	-	-	-	-	-	-	-	-	-	1,149.982	-	-	-	-
H. Relocation Assistance		129.600	-	129.600	-	-	-	-	-	-	-	-	-	129.600	-	-	-	-
Prior Year's Budget (Continuing Appropriations)																		
CY 2016 Unobligated Allotment																		
PROGRAM(s)																		
CAPITAL OUTLAY		10,197.668	-	10,197.668	572.010	-	-	-	572.010	95.927	-	-	-	95.927	9,625.586	476.083	-	-
A. Resettlement Program		1,176.538	-	1,176.538	104.740	-	-	-	104.740	5.468	-	-	-	5.468	1,071.766	99.272	-	-
B. Housing Program for Informal Settler Families Residing Along Danger Areas in Metro Manila		1,876.986	-	1,876.986	174.219	-	-	-	174.219	65.933	-	-	-	65.933	1,702.767	108.286	-	-
C. AFP/PNP/BFP/BJMP/EuCOR Housing Program		4,680.263	-	4,680.263	10.785	-	-	-	10.785	-	-	-	-	-	4,669.478	10.785	-	-
D. Housing Assistance Program for Calamity Victims		126.769	-	126.769	12.180	-	-	-	12.180	12.180	-	-	-	12.180	114.589	-	-	-
E. Typhoon Yolanda		1,680.769	-	1,680.769	210.858	-	-	-	210.858	6.509	-	-	-	6.509	1,469.911	204.349	-	-
H. Typhoon Pablo		32.176	-	32.176	11.922	-	-	-	11.922	-	-	-	-	-	20.254	11.922	-	-
I. Typhoon Nona		276.138	-	276.138	-	-	-	-	-	-	-	-	-	-	276.138	-	-	-
J. Zamboanga Conflict		148.926	-	148.926	40.517	-	-	-	40.517	5.837	-	-	-	5.837	108.411	34.680	-	-
F. Reconstruction and Rehabilitation Program Fund		156.847	-	156.847	5.564	-	-	-	5.564	-	-	-	-	-	151.253	5.594	-	-
G. Settlements Upgrading		42.194	-	42.194	1.195	-	-	-	1.195	-	-	-	-	-	40.999	1.195	-	-


WILMA D. HERNANDEZ
 Manager
 Financial Management Department

Certified Correct:


PRUDENCIA B. GUCOL
 Manager
 Accounting Department

Approved by:


MARCELINO P. ESCALADA, JR.
 General Manager