


NATIONAL HOUSING AUTHORITY
 LIST OF RELEASED SAROs & NCAs FOR CY 2015
 As of JUNE 30, 2015
 (In Million Pesos)

7/2/15 1:56 PM

SOURCES OF FUNDS	GAA	APPROPRIATION SOURCE	AMOUNT OF SARO	SARO NO.	DATE OF SARO	AMOUNT OF NCA	NCA NO.	DATE OF NCA	BALANCE FOR RELEASE SARO	BALANCE FOR RELEASE OF NCA	DATE OF CASH RELEASES	AMOUNT OF CASH RELEASED	BALANCE FOR RELEASE OF CASH	OBLIGATIONS	PAYMENTS	ACCOUNTS PAYABLE	BALANCE OF ALLOTMENT	FUND BALANCE	CASH BALANCE
	(a)		(b)	(c)	(d)	(e)	(f)	(g)	(h = a - b)	(i = b - e)	(j)	(k)	(l = b - k)	(m)	(n)	(o = m - n)	(p = b - n)	(q = b - m)	(r = k - n)
2015	5,050.000		4,141.275			-	-	-	908.725	4,141.275	-	-	4,141.275	479.399	63.590	415.809	4,077.685	3,661.876	(63.590)
PER GAA Subsidy	5,050.000		4,141.275			-	-	-	908.725	4,141.275	-	-	4,141.275	479.399	63.590	415.809	4,077.685	3,661.876	(63.590)
Resettlement Program	627.220	FY 2015 Budget R.A. 10651	435.220	BMB-F-15-0008644	06/23/15				0.000	627.220			627.220	57.799		57.799	627.220	569.421	0.000
			142.000	BMB-F-15-0008846	06/26/15														
			50.000	BMB-F-15-0008846	06/26/15														
Housing Assistance Program for Calamity Victims	736.480	FY 2015 Budget R.A. 10651	347.319	BMB-F-15-0007986	06/15/15				166.348	347.319			347.319			0.000	347.319	347.319	0.000
			222.813	BMB-F-15-0008846	06/26/15					222.813			222.813	23.981	14.250	9.731	208.563	198.832	(14.250)
Housing Program for ISFs living in Danger Areas in Metro Manila	3,586.300	FY 2015 Budget R.A. 10651	2,843.923	BMB-F-15-0008644	06/23/15				742.377	2,843.923			2,843.923	397.619	49.340	348.279	2,794.583	2,446.304	(49.340)
AFP/PNP/BFP/BJMP/ BuCOR Housing Program	100.000	FY 2015 Budget R.A. 10651	100.000	BMB-F-15-0008846	06/26/15				0.000	100.000			100.000			0.000	100.000	100.000	0.000

Prepared by:

 MARTHA D. ORTIZ
 Financial Planning Specialist B

Reviewed by:

 RHODORA T. CRUZ
 Manager
 Budget Control Division

Certified by:

 WILMA D. HERNANDEZ
 Manager
 Financial Management Department


NATIONAL HOUSING AUTHORITY
 LIST OF RELEASED SAROs & NCAs FOR CY 2014
 As of JUNE 30, 2015
 (In Million Pesos)

7/2/15 1:56 PM

SOURCES OF FUNDS	GAA	APPROPRIATION SOURCE	AMOUNT OF SARO	SARO NO.	DATE OF SARO	AMOUNT OF NCA	NCA NO.	DATE OF NCA	BALANCE FOR RELEASE SARO	BALANCE FOR RELEASE OF NCA	DATE OF CASH RELEASES	AMOUNT OF CASH RELEASED	BALANCE FOR RELEASE OF CASH	OBLIGATIONS	PAYMENTS	ACCOUNTS PAYABLE	BALANCE OF ALLOTMENT	FUND BALANCE	CASH BALANCE
	(a)		(b)	(c)	(d)	(e)	(f)	(g)	(h = a - b)	(i = b - e)	(j)	(k)	(l = b - k)	(m)	(n)	(o = m - n)	(p = b - n)	(q = b - m)	(r = k - n)
2014	21,038.450		31,563.305			844.253			475.145	30,719.052		844.253	30,719.052	25,317.866	3,993.358	21,324.510	26,929.216	6,245.439	(3,149.103)
PER GAA	19,538.450		19,063.305			844.253			475.145	18,219.052		844.253	18,219.052	14,307.190	3,187.002	11,120.188	15,235.570	4,756.115	(2,342.749)
Subsidy																			
Resettlement Program	200.000	FY 2014 Budget R.A. 10633	200.000	BMB-F-14-0016821	10/27/14				0.000	200.000			200.000	195.206	32.882	162.324	167.118	4.794	(32.882)
Housing Assistance Program for Calamity Victims	100.000	FY 2014 Budget R.A. 10633	100.000	BMB-F-14-0019977	12/04/14				0.000	100.000			100.000	100.000	6.494	93.506	93.506	-	(6.494)
Housing Program for ISFs living in Danger Areas in Metro Manila	5,493.770	FY 2014 Budget R.A. 10633	600.010	BMB-F-14-0000781	02/10/14	231.200	BMB-F-14-0007273	06/13/14	475.145	4,174.372	06/23/14	231.200	4,174.372	5,018.625	2,454.141	2,584.484	1,923.751	-	(1,609.888)
			3,777.882	BMB-F-14-0012272	08/26/14	613.053	BMB-F-14-0011909	08/27/14				613.053							
			640.733	BMB-F-15-0004163	04/07/15														
North Triangle Relocation Project	286.702	FY 2014 Supplemental Appropriation R.A. 10652	286.702	BMB-F-15-0001962	02/26/15				0.000	286.702			286.702			0.000	286.702	286.702	0.000
AFP/PNP/BFP/BJMP/BuCOR Housing Program	5,458.000	FY 2014 Budget R.A. 10633	5,458.000	BMB-F-14-0008846	06/27/14				0.000	5,458.000			5,458.000	993.381	247.712	745.689	5,210.288	4,464.619	(247.712)
Permanent Housing-Typhoon Yolanda*	7,999.978	FY 2014 Supplemental Budget R.A. 10652	7,999.978	BMB-F-15-0001055	02/12/15				0.000	7,999.978			7,999.978	7,999.978	445.773	7,554.205	7,554.205	0.000	(445.773)
OTHERS:	1,500.000		12,500.000						-	12,500.000		-	12,500.000	11,010.676	806.354	10,204.322	11,693.646	1,489.324	(806.354)
Reconstruction and Rehabilitation Program Fund (RRPF)	1,500.000	FY 2014 Budget R.A. 10633	178.100	BMB-F-14-0025025	12/22/14				0.000	1,500.000			1,500.000	10.676		10.676	1,500.000	1,489.324	0.000
			1,321.900	BMB-F-15-0008237	06/18/15														
Permanent Housing-Typhoon Yolanda (NDRRMF)		FY 2014 Budget R.A. 10633	11,000.000	BMB-F-14-0016181	10/20/14					11,000.000			11,000.000	11,000.000	806.354	10,193.646	10,193.646	-	(806.354)

Prepared by:

 MARTHA D. ORTIZ
 Financial Planning Specialist B

Reviewed by:

 RHODORA T. CRUZ
 Manager
 Budget Control Division

Certified by:

 WILMA D. HERNANDEZ
 Manager
 Financial Management Department

NATIONAL HOUSING AUTHORITY
 LIST OF RELEASED SAROs & NCAs FOR CY 2013
 As of JUNE 30, 2015
 (In Million Pesos)


7/2/15 1:56 PM

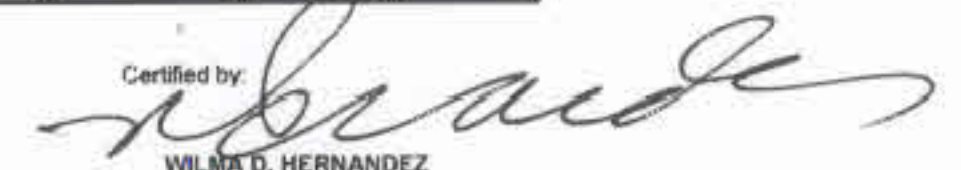
SOURCES OF FUNDS	GAA	APPROPRIATION SOURCE	AMOUNT OF SARO	SARO NO.	DATE OF SARO	AMOUNT OF NCA	NCA NO.	DATE OF NCA	BALANCE FOR RELEASE SARO	BALANCE FOR RELEASE OF NCA	DATE OF CASH RELEASES	AMOUNT OF CASH RELEASED	BALANCE FOR RELEASE OF CASH	OBLIGATIONS	PAYMENTS	ACCOUNTS PAYABLE	BALANCE OF ALLOTMENT	FUND BALANCE	CASH BALANCE	
	(a)		(b)	(c)	(d)	(e)	(f)	(g)	(h = a - b)	(i = b - e)	(j)	(k)	(l = b - k)	(m)	(n)	(o = m - n)	(p = b - n)	(q = b - m)	(r = k - n)	
2 0 1 3	21,373.383		30,217.090			19,395.517			-	10,821.573		19,395.517	10,821.573	29,337.417	16,821.188	12,716.229	13,595.902	879.673	2,774.329	
PER GAA	21,373.383		21,361.490			11,502.246			-	9,859.245		11,502.245	9,859.245	20,481.817	11,820.882	8,660.955	9,540.628	879.673	(318.617)	
Subsidy																				
Resettlement Program	4,882.200	FY 2013 Budget R.A. 10352	4,882.200	BMB- F-13-0010679	07/23/13	2,970.485	BMB- F-14-0018732	12/04/14	0.000	1,911.715	12/15/14	2,970.485	1,911.715	4,882.198	2,865.373	2,016.823	2,016.827	0.004	105.112	
Emergency Housing Assistance for Calamity Victims	620.980	FY 2013 Budget R.A. 10352	270.962	BMB- F-13-0010679	07/23/13	66.764	BMB- F-14-0018732	12/04/14	0.000	184.198	12/15/14	66.764	214.198	620.980	490.392	130.588	130.588	-	(83.610)	
			350.018	BMB- F-13-0022037	12/04/13	320.018	BMB- F-13-0022792	12/04/13		30.000	12/12/13	320.018								
Slum Upgrading (PP)	127.845	FY 2013 Budget R.A. 10352	127.845	BMB- F-13-0025682	12/26/13	4.270	BMB- F-14-0018732	12/04/14	0.000	123.575	12/15/14	4.270	123.575	10.281	4.448	5.832	123.396	117.564	(0.179)	
Housing Program for ISFs living in Danger Areas in Metro Manila	10,120.618	FY 2013 Budget R.A. 10352	6,757.375	BMB- F-13-0019413	11/11/13	3,450.259	BMB- F-14-0007273	08/13/14		4,943.013	06/23/14 12/15/14	3,450.259 1,715.453	4,943.013	10,108.725	5,167.886	4,940.839	4,940.839		(2.174)	
			351.350	BMB- F-13- 0025847	12/27/13															
AFP/PNP/BFP/BJMP/ BuCOR Housing Program	5,621.740	FY 2013 Budget R.A. 10352	4,000.000	BMB- F-13- 0008739	07/15/13	2,954.996	BMB- F-14-0018732	12/04/14	0.000	2,695.744	12/15/14	2,954.996	2,686.744	4,859.635	3,292.762	1,566.873	2,326.978	762.105	(337.796)	
			1,621.740	BMB- F-13-0025682	12/26/13															
OTHERS:			8,856.800			7,893.272			-	982.328		7,893.272	982.328	6,855.800	4,800.328	4,055.274	4,055.274	-	3,082.848	
Brgy. Poblacion, Cateel, Davao Oriental - Construction of 50 hsg units for displaced families in storm-affected areas		FY 2012 Budget Continuing Appropriations R.A. 10155	5.000	BMB- G-13-01096	06/18/13	5.000	389354-0	06/18/13		0.000	07/04/13	5.000	0.000	5.000	5.000	0.000	0.000	-	0.000	
Housing Project for Typhoon Pablo victims		FY 2013 Budget R.A. 10352	4,084.000	BMB- F-13- 0017659	10/09/13	1,885.455	BMB- F-14-0007274	06/13/14		962.328	06/23/14 12/11/14	1,885.455 1,236.617	962.328	4,084.600	2,698.705	1,385.895	1,385.895	-	423.567	
						1,236.617	BMB- F-14-0018733	12/04/14												
Emergency Housing Assistance for Calamity Victims - Housing project for the affected families of Zamboanga conflict		FY 2013 Budget R.A. 10352	2,566.000	BMB- F-13- 01334	12/27/13	2,566.000	BMB- F-13-0024889	12/27/13		0.000	1/06/14	2,566.000	0.000	2,566.000	1,578.052	987.948	987.948	-	987.948	
Emergency Housing Assistance for Calamity Victims - Permanent hsg units for victims of Typhoon Yolanda		FY 2013 Budget R.A. 10352	2,200.000	BMB- F-13- 01329	12/27/13	2,200.000	BMB- F-13-0024882	12/27/13		0.000	1/06/14	2,200.000	0.000	2,200.000	518.569	1,681.431	1,681.431	-	1,681.431	

*Cannot be released anymore. Validity of the Appropriation is up to December 2014.

Prepared by:

MARTHA B. ORTIZ
 Financial Planning Specialist B

Reviewed by:

RHODORA T. CRUZ
 Manager
 Budget Control Division

Certified by:

WILMA D. HERNANDEZ
 Manager
 Financial Management Department

NATIONAL HOUSING AUTHORITY
 LIST OF RELEASED SAROs & NCAs FOR CY 2012
 As of JUNE 30, 2015
 (In Million Pesos)

7/2/15 1:56 PM

SOURCES OF FUNDS	GAA	APPROPRIATION SOURCE	AMOUNT OF SARO	SARO NO.	DATE OF SARO	AMOUNT OF NCA	NCA NO.	DATE OF NCA	BALANCE FOR RELEASE SARO	BALANCE FOR RELEASE OF NCA	DATE OF CASH RELEASES	AMOUNT OF CASH RELEASED	BALANCE FOR RELEASE OF CASH	OBLIGATIONS	PAYMENTS	ACCOUNTS PAYABLE	BALANCE OF ALLOTMENT	FUND BALANCE	CASH BALANCE
	(a)		(b)	(c)	(d)	(e)	(f)	(g)	(h = a - b)	(i = b - e)	(j)	(k)	(l = b - k)	(m)	(n)	(o = m - n)	(p = b - n)	(q = b - m)	(r = k - n)
2 0 1 2	8,631.025		10,017.660			9,320.658			-	697.002		9,320.658	697.002	10,017.464	7,036.394	2,981.060	2,981.266	0.206	2,284.264
PER GAA	8,631.025		8,603.180			4,806.178			-	697.002		4,806.178	697.002	5,502.974	3,443.894	2,059.080	2,059.286	0.206	1,362.284
Subsidy																			
Resettlement Program	5,503.180	FY 2012 Budget R.A. 10155	5,503.180	BMB- F-12-0007550	05/22/12	2,295.371	BMB-F-13- 0013838	07/23/13	0.000	697.002	07/31/13	2,295.371	697.002	5,502.974	3,443.894	2,059.080	2,059.286	0.206	1,362.284
						1,421.953	BMB-F-14- 0010945	08/06/14			08/15/14	1,421.953							
						1,088.854	BMB-F-14- 0018732	12/04/14				1,088.854							
Slum Upgrading (PP)	127.845												0.000						0.000
OTHERS:			4,514.480			4,514.480			-	-		4,514.480	-	4,514.480	3,592.500	921.980	921.980	-	921.980
Subsidy		FY 2012 Budget	4,514.480	BMB-	07/11/12	3,720.686	BMB-F-13- 0008934	05/24/13	0.000		06/03/13	3,720.686	0.000	4,514.480	3,592.500	921.980	921.980	-	921.980
Armed Forces of the Philis. and Philippine National Police Housing Project - Phase 2		Unprogrammed Fund R.A. 10155		F-12-0013424		793.794	BMB-F-14- 0007274	06/13/14			06/23/14	793.794							

Prepared by:

M.O.
 MARTHA O. ORTIZ
 Financial Planning Specialist B

Reviewed by:

Rhodora T. Cruz
 RHODORA T. CRUZ
 Manager
 Budget Control Division

Certified by:

Wilma D. Hernandez
 WILMA D. HERNANDEZ
 Manager
 Financial Management Department


NATIONAL HOUSING AUTHORITY
 LIST OF RELEASED SAROs & NCAs FOR CY 2011
 As of JUNE 30, 2015
 (In Million Pesos)


7/2/15 1:56 PM

SOURCES OF FUNDS	GAA	APPROPRIATION SOURCE	AMOUNT OF SARO	SARO NO.	DATE OF SARO	AMOUNT OF NCA	NCA NO.	DATE OF NCA	BALANCE FOR RELEASE SARO	BALANCE FOR RELEASE OF NCA	DATE OF CASH RELEASES	AMOUNT OF CASH RELEASED	BALANCE FOR RELEASE OF CASH	OBLIGATIONS	PAYMENTS	ACCOUNTS PAYABLE	BALANCE OF ALLOTMENT	FUND BALANCE	CASH BALANCE	
(a)	(b)	(c)	(d)	(e)	(f)	(g)	(h = a - b)	(i = b - e)	(j)	(k)	(l = b - k)	(m)	(n)	(o = m - n)	(p = b - n)	(q = b - m)	(r = k - n)			
T O T A L	4,375.000		19,714.398			19,714.398		0.000	0.000			16,772.791	2,941.607	19,711.640	15,288.962	4,424.678	4,427.438	2.758	1,485.829	
PER GAA	4,375.000		4,275.000			4,275.000		-	-			4,275.000	-	4,272.242	3,606.869	665.273	668.031	2.758	668.031	
Subsidy Resettlement Program	4,275.000	FY 2011 Budget R.A. 10147	4,275.000	BMB-F-11-0016122	07/19/11	331.682	BMB-F-11-0013556	07/19/11	0.000	0.000	07/28/11	331.682	0.000	4,272.242	3,606.969	665.273	668.031	2.758	668.031	
						1,098.662	BMB-F-12-0003928	02/28/12			03/07/12	1,098.662								
						1,606.793	BMB-F-13-0002185	02/01/13			02/08/13	1,606.793								
						626.921	BMB-F-13-0013838	07/23/13			07/31/13	626.921								
						610.942	BMB-F-14-0007273	06/13/14			06/23/14	610.942								
Slum Upgrading (PP)	100.000												0.000				0.000			
OTHERS:			15,439.398			15,439.398						12,487.791	2,941.607	15,439.398	11,879.993	3,759.405	3,759.405	-	817.798	
Subsidy Armed Forces of the Phils. and Philippine National Police Housing Project		FY 2011 Budget Unprogrammed Fund R.A. 10147	4,200.000	BMB-F-11-0006140	06/01/11	1,037.592	BMB-F-11-0009809	06/01/11	0.000	0.000	06/08/11	1,037.592	0.000	4,200.000	3,873.768	326.231	326.231	0.000	326.231	
						2,437.763	BMB-F-11-0020707	11/14/11			11/24/11	1,437.763								
						724.645	BMB-F-12-0013330	07/10/12			12/29/11	1,000.000								
											07/18/12	600.373								
											08/31/12	124.272								
Subsidy Armed Forces of the Phils. and Philippine National Police Housing Project		FY 2011 Budget Unprogrammed Fund R.A. 10147	476.100	BMB-F-11-0019317	08/25/11	476.100	BMB-F-12-0013330	07/10/12	0.000	0.000	08/31/12	476.100	0.000	476.100	129.804	346.296	346.296	0.000	346.296	
Iloilo Resettlement Project		FY 2011 Budget Unprogrammed Fund R.A. 10147	100.000	BMB-F-11-0025667	11/10/11	100.000	BMB-F-11-0020450	11/10/11	0.000	0.000	05/23/13	50.819	0.000	100.000	100.000	0.000	0.000	0.000	0.000	
											11/25/13	49.181								
North Triangle Relocation Project		FY 2011 Budget Unprogrammed Fund R.A. 10147	163.298	F-11-01836	11/23/11	163.298	BMB-F-11-0021559	11/23/11	0.000	0.000	05/13/15	106.325	56.973	163.298	129.912	33.386	33.386	0.000	(23.587)	
Housing for Bureau of Fire Protection (BFP)/Bureau of Jail Management and Penology (BJMP)		FY 2011 Budget Unprogrammed Fund R.A. 10147	500.000	F-11-01836	11/23/11	500.000	BMB-F-11-0021559	11/23/11	0.000	0.000	07/18/12	500.000	0.000	500.000	346.312	153.688	153.688	0.000	153.688	
Five-year Housing Project for Families living along Danger Areas in Metro Manila		FY 2011 Budget Unprogrammed Fund R.A. 10147	10,000.000	F-11-01836	11/23/11	10,000.000	BMB-F-11-0021559	11/23/11	0.000	0.000	07/26/12	2,168.835	2,884.634	10,000.000	7,100.196	2,899.804	2,899.804	0.000	15.170	
											10/29/13	3,377.069								
											03/26/14	1,571.462								

Prepared by:

MARTHA D. ORTIZ
 Financial Planning Specialist B

Reviewed by:

RHODORA T. CRUZ
 Manager
 Budget Control Division

Certified by:

WILMA D. HERNANDEZ
 Manager
 Financial Management Department