




Office of the President
NATIONAL HOUSING AUTHORITY




STATEMENT OF CHANGES IN NET ASSETS/EQUITY
For the Years Ended December 31, 2018 and 2017
(In Philippine Peso)


	Accumulated Surplus (Note 20)	Government Equity (Note 20)	Contributed Capital (Note 20)	Revaluation Surplus (Note 21)	Total
BALANCE AT JANUARY 1, 2017	87,814,422,856.94	2,893,406,770.09	3,495,726,523.74	6,226,607,811.50	100,430,163,962.27
Prior Years' Adjustments (as Restated)	249,912,488.98				249,912,488.98
ADJUSTED BALANCE, JANUARY 1, 2017	88,064,335,345.92	2,893,406,770.09	3,495,726,523.74	6,226,607,811.50	100,680,076,451.25
Changes in Net Assets/Equity for CY 2017					
Add/(Deduct):					
Surplus/(Deficit) for the period	18,234,929,352.65				18,234,929,352.65
Dividends for the year	(18,219,574.37)				(18,219,574.37)
Loss on sale of lots in Pasig, Cainta and Taytay			(1,427,891.24)		(1,427,891.24)
Appraisal surplus of Manggahan Floodway Residential Building Project				18,213,500.00	18,213,500.00
BALANCE AT DECEMBER 31, 2017	106,281,045,124.20	2,893,406,770.09	3,494,298,632.50	6,244,821,311.50	118,913,571,838.29
Changes in Net Assets/Equity for CY 2018					
Add/(Deduct):					
Surplus/(Deficit) for the period	(1,234,045,296.06)				(1,234,045,296.06)
Dividends for the year	(32,262,771.37)				(32,262,771.37)
Adjustment on sale of lots in Pasig, Cainta and Taytay			8,085.26		8,085.26
BALANCE AT DECEMBER 31, 2018	105,014,737,056.77	2,893,406,770.09	3,494,306,717.76	6,244,821,311.50	117,647,271,856.12

CERTIFIED CORRECT:


PRUDENCIA B. GUGOL
Manager, Accounting Department

APPROVED:


MARCELINO P. ESCALADA, JR.
General Manager

OFFICE OF THE COA AUDITOR National Housing Authority	
RECEIVED	
By	
Date	7/8/19
Time	