

STATEMENT OF APPROPRIATIONS, ALLOTMENTS, OBLIGATIONS, DISBURSEMENTS AND BALANCES  
As of the Quarter Ending December 31, 2019

x	Current Year Appropriations
	Supplemental Appropriations
	Continuing Appropriations

Department: \_\_\_\_\_  
Agency: \_\_\_\_\_  
Operating Unit: \_\_\_\_\_  
Organization Code (UACS): \_\_\_\_\_  
Funding Source Code (as clustered): \_\_\_\_\_  
(e.g. Old Fund Code: 101, 102, 151)

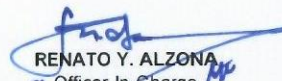
Office of the President  
National Housing Authority


Particulars	UACS CODE	Appropriations			Allotments				Current Year Obligations					Current Year Disbursements					Balances					
		Authorized Appropriation	Adjustments Transfer (To/From), Realignment	Adjusted Budgeted Revenue	Allotments Received	Adjustments (Withdrawals, Realignment)	Transfer To	Transfer From	Adjusted Total Allotments	1st Quarter Ending March 31	2nd Quarter Ending June 30	3rd Quarter Ending Sept 30	4th Quarter Ending Dec 31	Total	1st Quarter Ending March 31	2nd Quarter Ending June 30	3rd Quarter Ending Sept 30	4th Quarter Ending Dec 31	Total	Unreleased Appropriations	Unobligated Allotment	Unpaid Obligations (15-20) = (23+24)		
																						Due and Demandable	Not Yet Due and Demandable	
1	2	3	4	5=(3+4)	6	7	8	9	10=[(6+(-)7)-8+9]	11	12	13	14	15=(11+12+13+14)	16	17	18	19	20=(16+17+18+19)	21=(5-10)	22=10-15	24	25	
<b>Current Year Budget (2019)</b>																								
<b>PROGRAM(s)</b>																								
<b>OPERATIONS</b>																								
<b>CAPITAL OUTLAY</b>		765.208	-	765.208	608.644	184.154	-	-	792.797	-	-	-	417.743	417.743	-	-	-	7.477	17.477	-	375.054	-	-	-
<b>A. Resettlement Program</b>		336.208	-	336.208	179.644	156.565	-	-	336.208	-	-	-	336.208	336.208	-	-	-	7.477	17.477	-	-	-	-	-
<b>REGION II</b>		-	-	-	-	18.783	-	-	18.783	-	-	-	18.783	18.783	-	-	-	-	-	(18.783)	-	-	-	-
Cordon IP Resettlement Project, Brgy. Wigan, Cordon, Isabela		-	-	-	-	18.783	-	-	18.783	-	-	-	18.783	18.783	-	-	-	-	-	(18.783)	-	-	-	-
<b>REGION III</b>		-	-	-	-	7.250	-	-	7.250	-	-	-	7.250	7.250	-	-	-	-	-	(7.250)	-	-	-	-
NHA-Talavera Housing Project, Brgy. San Pascual, Talavera, Nueva Ecija		-	-	-	-	7.250	-	-	7.250	-	-	-	7.250	7.250	-	-	-	-	-	(7.250)	-	-	-	-
<b>REGION V</b>		53.627	-	53.627	-	-	-	-	-	-	-	-	-	-	-	-	-	-	-	53.627	-	-	-	-
Mambulo Viejo Resettlement Project, Brgy. Mambulo Viejo, Libmanan, Camarines Sur		-	-	-	-	-	-	-	-	-	-	-	-	-	-	-	-	-	-	-	-	-	-	-
Sua Resettlement Project, Brgy. Sua, Camaligan, Camarines		-	-	-	-	-	-	-	-	-	-	-	-	-	-	-	-	-	-	-	-	-	-	-
Gubat Resettlement Project, Brgy. San Ignacio, Gubat, San Jose Resettlement Project, Brgy. San Jose, Gunobatan, Albay-w/CBA		9.627	-	9.627	-	-	-	-	-	-	-	-	-	-	-	-	-	-	-	-	9.627	-	-	-
Bato Resettlement Project Ph 2, Brgy. Agos, Bato, Camarines Sur-w/CBA		12.000	-	12.000	-	-	-	-	-	-	-	-	-	-	-	-	-	-	-	-	12.000	-	-	-
Mambulo Viejo Resettlement Project, Brgy. Mambulo Viejo, Libmanan, Camarines Sur		12.000	-	12.000	-	-	-	-	-	-	-	-	-	-	-	-	-	-	-	-	12.000	-	-	-
Sua Resettlement Project, Brgy. Sua, Camaligan, Camarines		20.000	-	20.000	-	-	-	-	-	-	-	-	-	-	-	-	-	-	-	-	20.000	-	-	-
<b>REGION VI</b>		73.000	-	73.000	11.530	36.370	-	-	47.900	-	-	-	47.900	47.900	-	-	-	-	-	25.100	-	-	-	-
Altavas Ville Subdivision, Brgy. Lupo, Altavas, Aklan		25.000	-	25.000	-	-	-	-	-	-	-	-	-	-	-	-	-	-	-	25.000	-	-	-	-
Progreso Village (Bacolod Relocation Site 1), Brgy. Vista Alegre, Bacolod City, Negro Occidental-w/CBA		24.000	-	24.000	5.960	17.971	-	-	23.931	-	-	-	23.931	23.931	-	-	-	-	-	0.069	-	-	-	-
St. Patrick Village Phase 2, Brgy. Daga, Cadiz City, Negros Occidental-w/CBA		24.000	-	24.000	5.570	18.399	-	-	23.969	-	-	-	23.969	23.969	-	-	-	-	-	0.031	-	-	-	-
<b>REGION VII</b>		51.127	-	51.127	51.127	4.694	-	-	55.821	-	-	-	55.821	55.821	-	-	-	-	-	(4.694)	-	-	-	-
Naga Permanent Housing Project, Brgy. Inoburan & Tinaan, Naga City (Naga Landslide)		51.127	-	51.127	51.127	4.694	-	-	55.821	-	-	-	55.821	55.821	-	-	-	-	-	(4.694)	-	-	-	-
Bais City Resettlement Project Ph 2, Brgy. La Paz, Bais City, Negros Oriental-w/CBA		-	-	-	-	-	-	-	-	-	-	-	-	-	-	-	-	-	-	-	-	-	-	-
Talisay Dream Village, Brgy. Candulawan, Talisay City, Cebu		-	-	-	-	-	-	-	-	-	-	-	-	-	-	-	-	-	-	-	-	-	-	-
<b>REGION IX/ARMM</b>		-	-	-	-	20.094	-	-	20.094	-	-	-	20.094	20.094	-	-	-	-	-	(20.094)	-	-	-	-
Wonderland Hills Subdivision, Brgy. Palitangan, Wao, Lanao del Sur		-	-	-	-	20.094	-	-	20.094	-	-	-	20.094	20.094	-	-	-	-	-	(20.094)	-	-	-	-
<b>REGION X</b>		109.510	-	109.510	89.510	49.436	-	-	138.946	-	-	-	138.946	138.946	-	-	-	-	-	(29.436)	-	-	-	-
CDO- Balubal Relocation Project, Brgy. Balubal, Cagayan de Oro City, Misamis Oriental		6.800	-	6.800	6.800	8.131	-	-	14.931	-	-	-	14.931	14.931	-	-	-	-	-	(8.131)	-	-	-	-
Dologon Paglaum Village Phase 3, Brgy. Dologon, Maramaga, Bukidnon		19.300	-	19.300	19.300	5.494	-	-	24.794	-	-	-	24.794	24.794	-	-	-	-	-	(5.494)	-	-	-	-
Golden Harvest Village Phase I, Brgy. Bagoon-taas, Valencia City, Bukidnon		24.730	-	24.730	24.730	25.020	-	-	49.750	-	-	-	49.750	49.750	-	-	-	-	-	(25.020)	-	-	-	-
Mirador Ecoland Residences Phase 2, Brgy. Tipanoy, Iligan City		38.680	-	38.680	38.680	10.791	-	-	49.471	-	-	-	49.471	49.471	-	-	-	-	-	(10.791)	-	-	-	-
Heirs of Antero Regalado IP Village, Tipan, Ozamis City, Misamis Occidental		20.000	-	20.000	-	-	-	-	-	-	-	-	-	-	-	-	-	-	-	20.000	-	-	-	-


Particulars	UACS CODE	Appropriations			Allotments					Current Year Obligations					Current Year Disbursements					Balances				
		Authorized Appropriation	Adjustments Transfer (To/From), Realignment	Adjusted Budgeted Revenue	Allotments Received	Adjustments (Withdrawals, Realignment)	Transfer To	Transfer From	Adjusted Total Allotments	1st Quarter Ending March 31	2nd Quarter Ending June 30	3rd Quarter Ending Sept 30	4th Quarter Ending Dec 31	Total	1st Quarter Ending March 31	2nd Quarter Ending June 30	3rd Quarter Ending Sept 30	4th Quarter Ending Dec 31	Total	Unreleased Appropriations	Unobligated Allotment	Unpaid Obligations (15-20) = (23+24)		
																						Due and Demandable	Not Yet Due and Demandable	
1	2	3	4	5=(3+4)	6	7	8	9	10=[(6+7)-8+9]	11	12	13	14	15=(11+12+13+14)	16	17	18	19	20=(16+17+18+19)	21=(5-10)	22=10-15	24	25	
<b>REGION XI</b>		<b>25.606</b>	-	<b>25.606</b>	<b>27.477</b>	-	-	-	<b>27.477</b>	-	-	-	<b>27.477</b>	<b>27.477</b>	-	-	-	<b>17.477</b>	<b>17.477</b>	<b>(1.871)</b>	-	-	-	-
Bansalan Resettlement Project, Brgy. Sto. Nino, Bansalan, Davao del Sur		12 645		12 645																12 645				
New Argao Resettlement Project, Brgy. New Argao, Malita, Davao Occidental		12 961		12 961																12 961				
Balai Na Linagsanan Tu Tribu Dibabawon, Brgy. Awao, Monkayo, Compostela Valley					7 477				7 477				7 477	7 477				2 477	2 477	(7 477)				
Balai Tu Mandiba, Brgy. Prosperidad, Montevista, Compostela Valley					20 000				20 000				20 000	20 000				15 000	15 000	(20 000)				
<b>REGION XII</b>		<b>23.338</b>	-	<b>23.338</b>	-	-	-	-	-	-	-	-	-	-	-	-	-	-	-	<b>23.338</b>	-	-	-	-
NHA Butuan City New Village 4B, Brgy. Taguibo, Agusan del Norte		10 338		10 338																10 338				
MIST IP Dormitory, Brgy. Concepcion, Makilala, Cotabato		3 000		3 000																3 000				
Datu Sandfigan Village Ph. 3, Brgy. Kimahuring, President Roxas, Cotabato		10 000		10 000																10 000				
<b>REGION XIII</b>		-	-	-	-	<b>19.938</b>	-	-	<b>19.938</b>	-	-	-	<b>19.938</b>	<b>19.938</b>	-	-	-	-	-	<b>(19.938)</b>	-	-	-	-
NHA-Prosperidad Tribal Village, Brgy. Aurora, Prosperidad, Agusan del Sur						19 938			19 938				19 938	19 938						(19 938)				
<b>B. Resettlement Program for ISFs Affected by Infrastructure Projects</b>		<b>54.000</b>	-	<b>54.000</b>	<b>54.000</b>	-	-	-	<b>54.000</b>	-	-	-	<b>54.000</b>	<b>54.000</b>	-	-	-	-	-	-	-	-	-	-
<b>REGION VII</b>		<b>34.000</b>	-	<b>34.000</b>	<b>34.000</b>	-	-	-	<b>34.000</b>	-	-	-	<b>34.000</b>	<b>34.000</b>	-	-	-	-	-	-	-	-	-	-
Naga Permanent Housing Project, Brgy. Inoburan & Tinaan, Naga City (Naga Landslide)		34 000		34 000	34 000				34 000				34 000	34 000										
<b>REGION XII</b>		<b>20.000</b>	-	<b>20.000</b>	<b>20.000</b>	-	-	-	<b>20.000</b>	-	-	-	<b>20.000</b>	<b>20.000</b>	-	-	-	-	-	-	-	-	-	-
Kapate (Kiamba) IP Village Project, Brgy. Kapate, Kiamba, Sarangani		20 000		20 000	20 000				20 000				20 000	20 000										
<b>C. Site Acquisition, development and shelter construction, Tiwi, Albay</b>		<b>350.000</b>	-	<b>350.000</b>	<b>350.000</b>	-	-	-	<b>350.000</b>	-	-	-	-	-	-	-	-	-	-	-	-	-	-	-
<b>REGION V</b>		<b>350.000</b>	-	<b>350.000</b>	<b>350.000</b>	-	-	-	<b>350.000</b>	-	-	-	-	-	-	-	-	-	-	-	-	-	-	-
Tiwi, Albay		350 000		350 000	350 000				350 000															
<b>D. Settlement Upgrading</b>		<b>25.000</b>	-	<b>25.000</b>	<b>25.000</b>	-	-	-	<b>25.000</b>	-	-	-	-	-	-	-	-	-	-	-	-	-	-	-
<b>REGION V</b>		<b>25.000</b>	-	<b>25.000</b>	<b>25.000</b>	-	-	-	<b>25.000</b>	-	-	-	-	-	-	-	-	-	-	-	-	-	-	-
Caroyroan Resettlement Project Ph. 1, PP 593, Brgy. Caroyroan, Pili, Camarines Sur		25 000		25 000	25 000				25 000															
<b>E. For ISFs Affected by the Supreme Court's Mandamus to Clean-up the Manila Bay Area</b>		-	-	-	-	<b>27.589</b>	-	-	<b>27.589</b>	-	-	-	<b>27.535</b>	<b>27.535</b>	-	-	-	-	-	-	-	-	-	-
<b>REGION IV</b>		-	-	-	-	<b>27.589</b>	-	-	<b>27.589</b>	-	-	-	<b>27.535</b>	<b>27.535</b>	-	-	-	-	-	-	-	-	-	-
Villa Caridad Homes 2-A, Brgy. Malainen, Naic, Cavite						27 589			27 589				27 535	27 535										
Developed Lots						27 589			27 589				27 535	27 535										

Certified Correct:

Approved by:

  
**RENATO Y. ALZONA**  
 Officer-In-Charge  
 Financial Management Department

  
**PRUDENCIA B. GUGOL**  
 Manager  
 Accounting Department

  
**MARCELINO P. ESCALADA, JR.**  
 General Manager